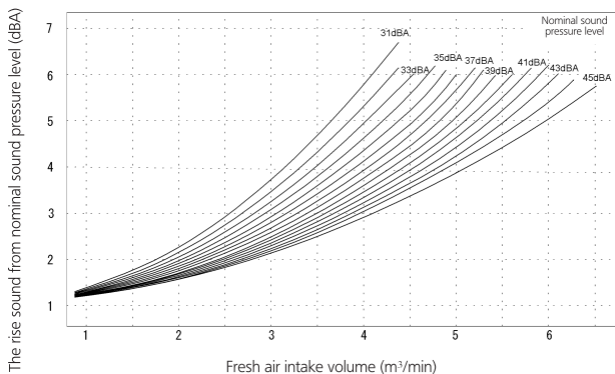


Max fresh air intake volume table

The rise of operating sound with fresh air intake kit

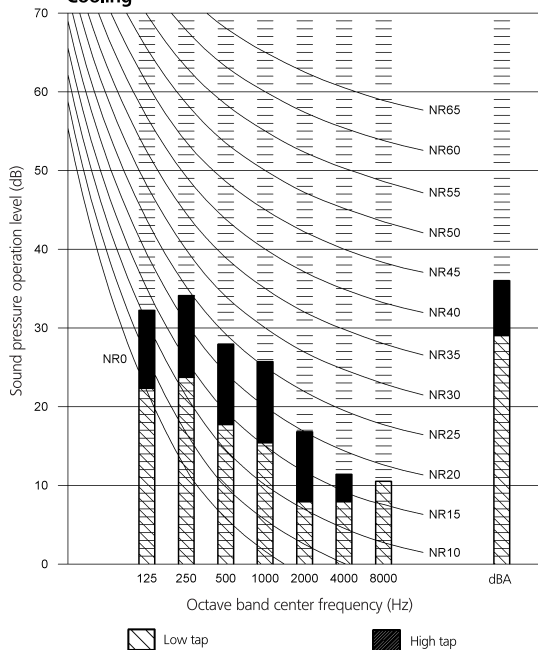


The maximum intake air flow volume is following table.

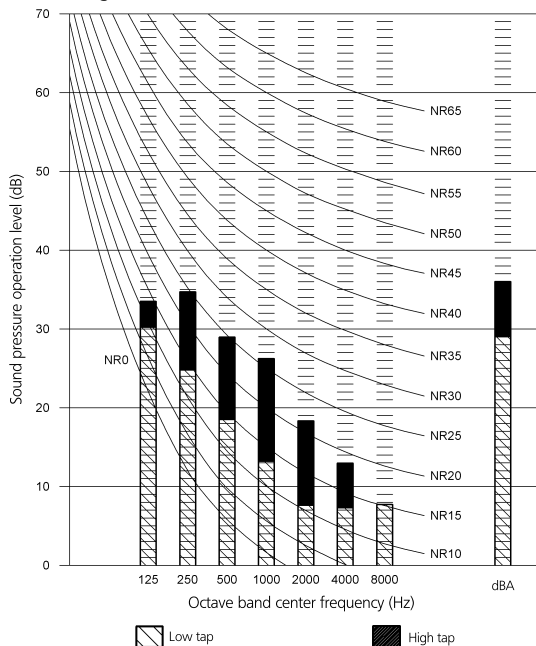
If the intake air flow volume is too large, the operating sound may rise or detection of the indoor unit suction temperature may be affected.

FCQHG-F	71	100	125	140
Max fresh air intake volume (m ³ /min)	4.2	6.4	6.7	6.7

Cooling



Heating

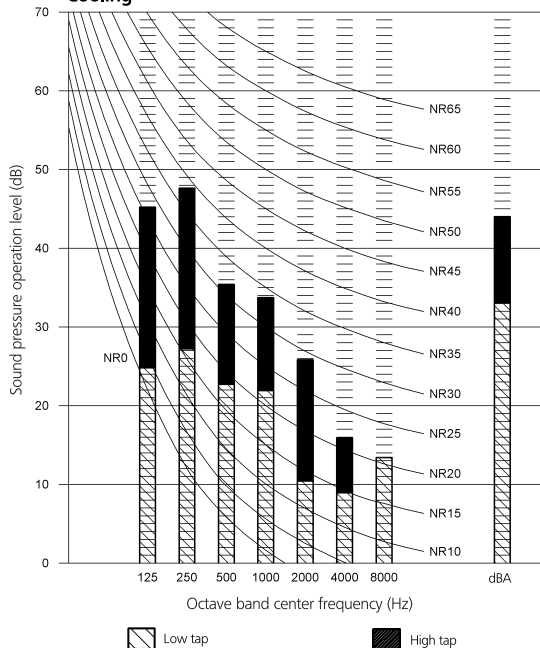


NOTES

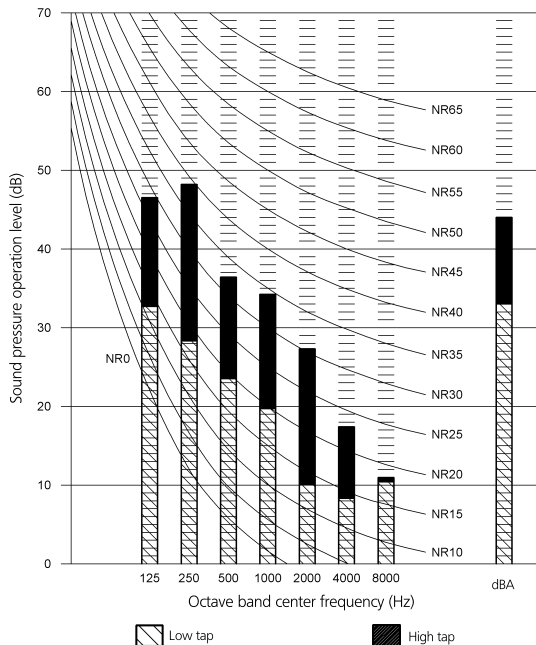
- 1 Data is valid at free field condition.
- 2 Data is valid at nominal operation condition.
- 3 dBA = A-weighted sound pressure level (A-scale according to IEC).
- 4 Reference acoustic pressure 0dB = 20μPa.
- 5 Curve for FCQH71FVEB in cooling/heating mode.
- 6 Sound power level:

High tap
53 dB

Cooling



Heating

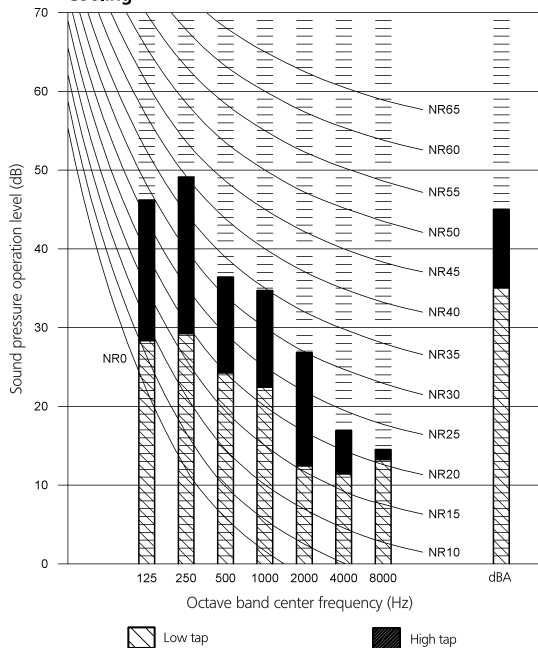


NOTES

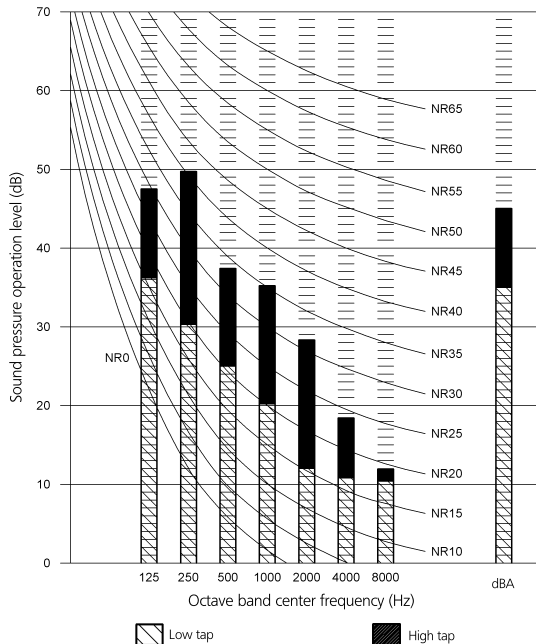
- 1 Data is valid at free field condition.
- 2 Data is valid at nominal operation condition.
- 3 dBA = A-weighted sound pressure level (A-scale according to IEC).
- 4 Reference acoustic pressure 0dB = 20μPa.
- 5 Curve for FCQHG100FVEB in cooling/heating mode.
- 6 Sound power level:

High tap
61 dB

Cooling



Heating

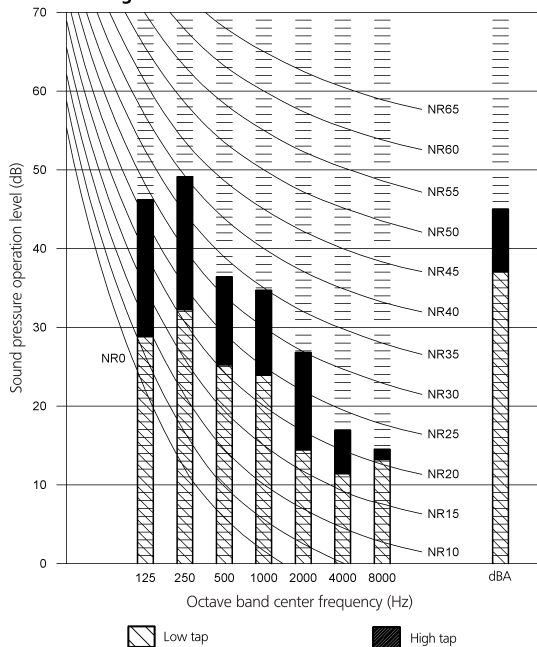


NOTES

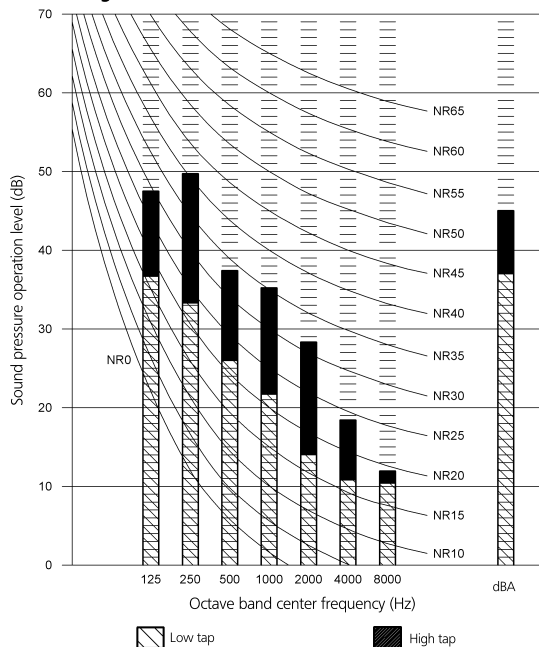
- 1 Data is valid at free field condition.
- 2 Data is valid at nominal operation condition.
- 3 dBA = A-weighted sound pressure level (A-scale according to IEC).
- 4 Reference acoustic pressure 0dB = 20μPa.
- 5 Curve for FCQHG125FVEB in cooling/heating mode.
- 6 Sound power level:

High tap
61 dB

Cooling



Heating



NOTES

- 1 Data is valid at free field condition.
- 2 Data is valid at nominal operation condition.
- 3 dBA = A-weighted sound pressure level (A-scale according to IEC).
- 4 Reference acoustic pressure 0dB = 20μPa.
- 5 Curve for FCQHG140FVEB in cooling/heating mode.
- 6 Sound power level:

High tap
61 dB