

Legend

dBA = A-weighted sound pressure level (A scale according to IEC).

- A Scale
- B High-tap
- C Medium-tap
- D Low-tap

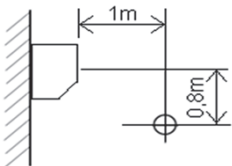
Cooling		Total dB	
A	B	C	D
dBA	39	33	25

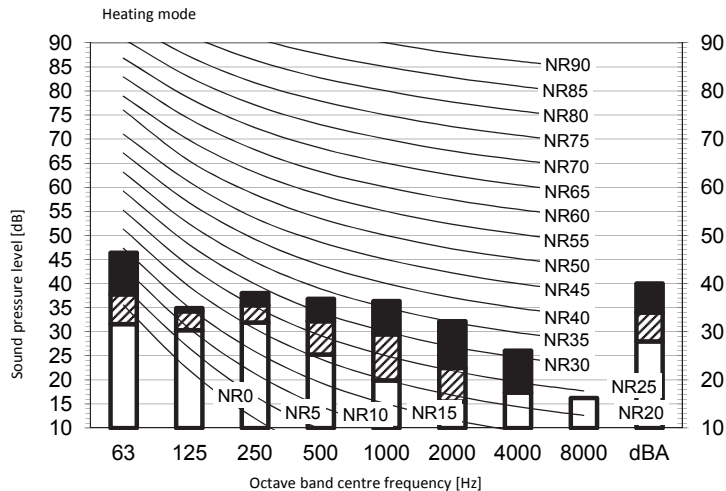
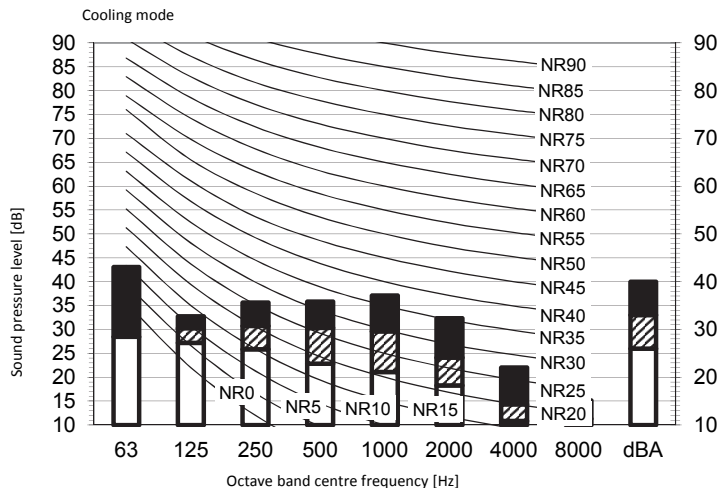
Heating		Total dB	
A	B	C	D
dBA	39	34	28

Notes

1. Operating conditions: power source 220-240 V/220 V 50/60 Hz; JIS standard
2. Background noise already taken into account.
3. Operating noise varies depending on operation and ambient conditions.
4. The operation noise measuring method is in accordance with JISC9612.
5. Measuring location: anechoic chamber

Location of microphone





**Legend**

dBA = A-weighted sound pressure level (A scale according to IEC).

- A Scale
- B High-tap
- C Medium-tap
- D Low-tap

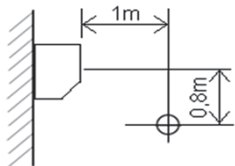
Cooling		Total dB	
A	B	C	D
dBA	40	33	26

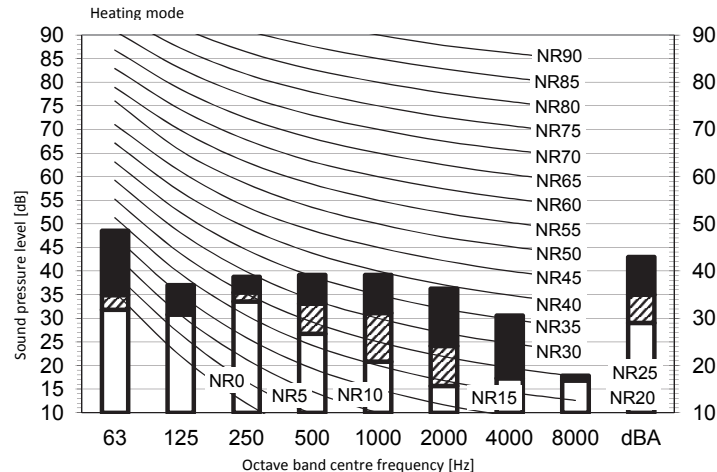
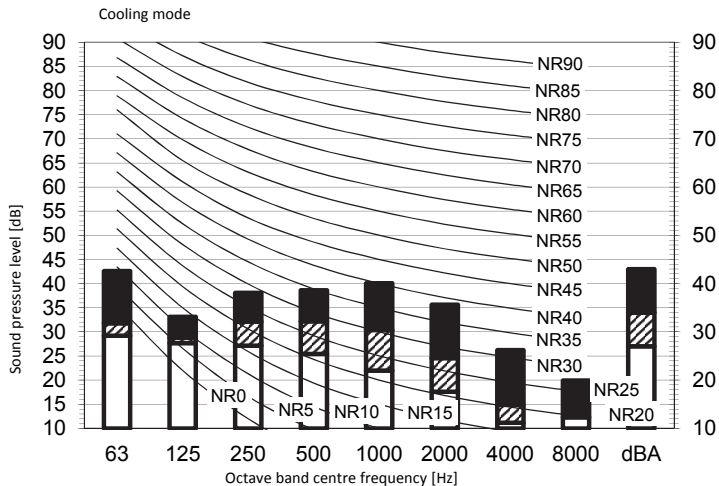
Heating		Total dB	
A	B	C	D
dBA	40	34	28

**Notes**

1. Operating conditions: power source 220-240 V/220 V 50/60 Hz; JIS standard
2. Background noise already taken into account.
3. Operating noise varies depending on operation and ambient conditions.
4. The operation noise measuring method is in accordance with JISC9612.
5. Measuring location: anechoic chamber

Location of microphone





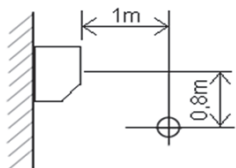
Legend

dBA = A-weighted sound pressure level (A scale according to IEC).

A Scale

- B High-tap
- C Medium-tap
- D Low-tap

Location of microphone



Cooling

Total dB

	A	B	C	D
dBA	43	34	34	27

Heating

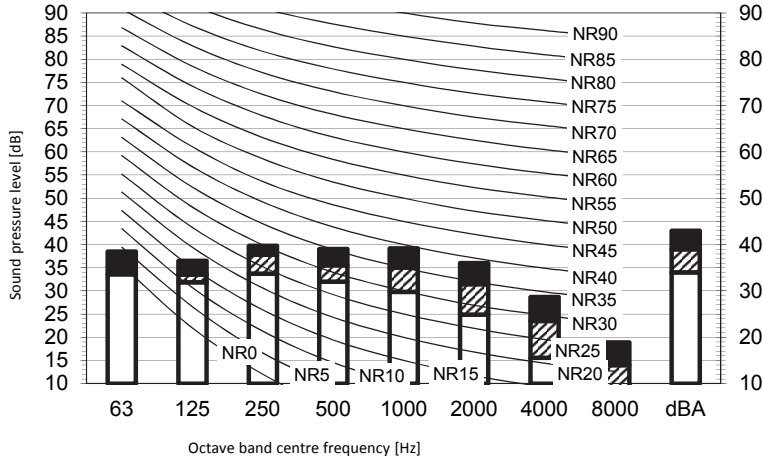
Total dBA

	A	B	C	D
dBA	43	35	35	29

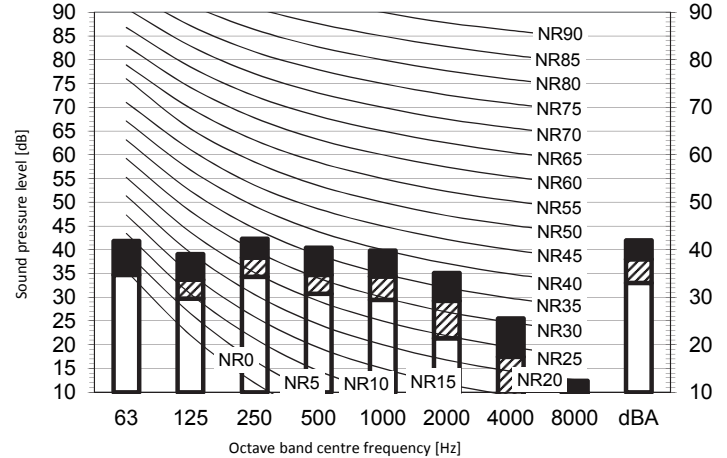
Notes

1. Operating conditions: power source 220-240 V/220 V 50/60 Hz; JIS standard
2. Background noise already taken into account.
3. Operating noise varies depending on operation and ambient conditions.
4. The operation noise measuring method is in accordance with JISC9612.
5. Measuring location: anechoic chamber

Cooling mode



Heating mode



Legend

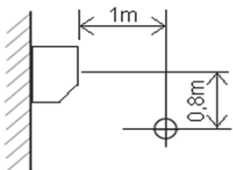
dBA = A-weighted sound pressure level (A scale according to IEC).

- A Scale
- B High
  - C Medium
  - D Low

Cooling	Total dBA			
A	B	C	D	
dBA	43	39	34	

Heating	Total dBA			
A	B	C	D	
dBA	42	38	33	

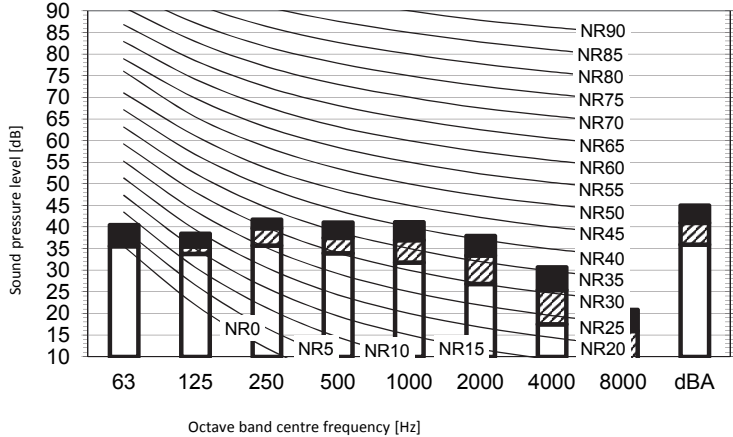
Location of microphone



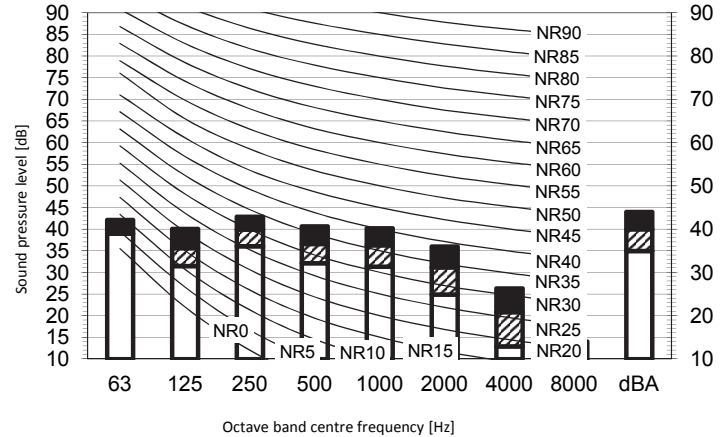
Notes

1. Operating conditions: power source 220-240 V/220 V 50/60 Hz; JIS standard
2. Background noise already taken into account.
3. Operating noise varies depending on operation and ambient conditions.
4. The operation noise measuring method is in accordance with JISC9612.
5. Measuring location: anechoic chamber

Cooling mode



Heating mode



Legend

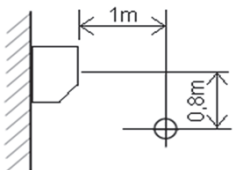
dBA = A-weighted sound pressure level (A scale according to IEC).

- A Scale
- B High
  - C Medium
  - D Low

Cooling	Total dBA			
A	B	C	D	
dBA	45	41	36	

Heating	Total dBA			
A	B	C	D	
dBA	44	40	35	

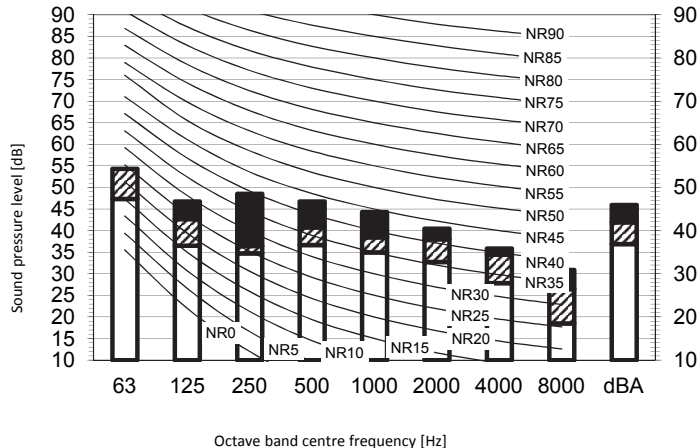
Location of microphone



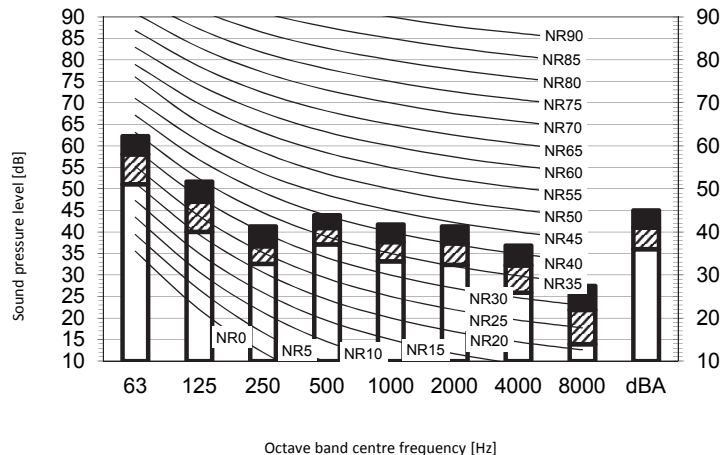
Notes

1. Operating conditions: power source 220-240 V/220 V 50/60 Hz; JIS standard
2. Background noise already taken into account.
3. Operating noise varies depending on operation and ambient conditions.
4. The operation noise measuring method is in accordance with JISC9612.
5. Measuring location: anechoic chamber

Cooling mode



Heating mode

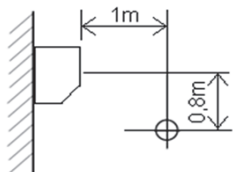


Legend

dBA = A-weighted sound pressure level (A scale according to IEC).

- A Scale
- B High-tap
- C Medium-tap
- D Low-tap

Location of microphone



Cooling		Total dB	
A	B	C	D
dBA	46	42	37

Heating		Total dB	
A	B	C	D
dBA	45	41	36

Notes

- 1 Operating conditions: power source 220-240 V/220 V 50/60 Hz; JIS standard
- 2 Background noise already taken into account.
- 3 Operating noise varies depending on operation and ambient conditions.
- 4 The operation noise measuring method is in accordance with JISC9612.
- 5 Measuring location: anechoic chamber